

Weekly Influenza Surveillance Summary

WEEK 1: December 30- January 05, 2019

JANUARY 11, 2019

Overview

Influenza surveillance for Kane County Health Department includes the collection of data from hospital emergency rooms, laboratories, and public schools. Our participants have reported the following aggregate measures:

- Among five reporting hospital emergency rooms, 4.8% of visits were for influenza-like illness (ILI).¹
- During Week 1, 6 labs reported that 94 of 674(13.9%) specimens tested for influenza were positive.² Of these 94 specimens:
 - 76 (80.9%) were positive for Influenza A
 - 18 (19.2%) was positive for Influenza BNo other specimen tested positive for the week ending on January 05, 2019.
- During Week 1, public school districts were closed for winter break.
- As of the week ending January 5, there were 8 influenza-related ICU admissions reported to the health department. One influenza-associated pediatric death has been reported.
- To date, no outbreaks of influenza have been reported in Long-Term Care/Assisted Living facilities in Kane County.

¹Influenza-like illness (ILI) is defined as fever > 100°F with cough or sore throat without other known cause

²Rapid influenza testing cannot distinguish influenza infections caused by novel influenza A viruses. The sensitivity of this type of testing has been shown to range between 20-100% for seasonal influenza viruses. A negative result does not exclude influenza virus infection.

*All data are provisional

Emergency Room Visits

During Week 1, 4.8% of reported hospital emergency room visits were for influenza-like illness (ILI).¹

Each week, data for the 2018-19 season will be presented with data from the previous flu seasons to show the trend of ER visits for ILI over time.

Visits for influenza-like illness to reporting emergency rooms during Week 52 had the following age distribution:

- 0-4 years: 30.7% of all ILI visits
- 5-24 years: 18.0% of all ILI visits
- 25-64 years: 39.0% of all ILI visits
- 65+ years: 12.3% of all ILI visits

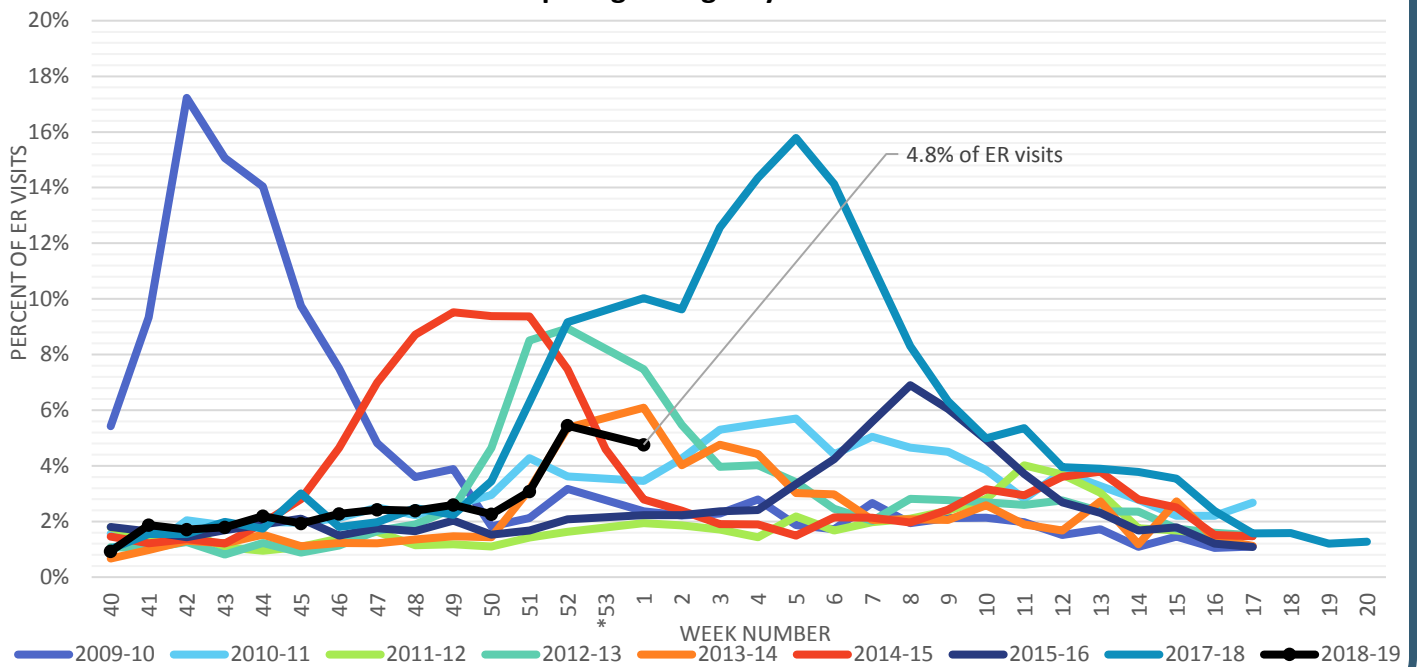
Throughout the season, KCHD will provide updated information on the total number of people visiting the emergency room for ILI, and what age groups make up those visits.

¹Influenza-like illness (ILI) is defined as fever > 100°F with cough or sore throat without other known cause

*All data are provisional

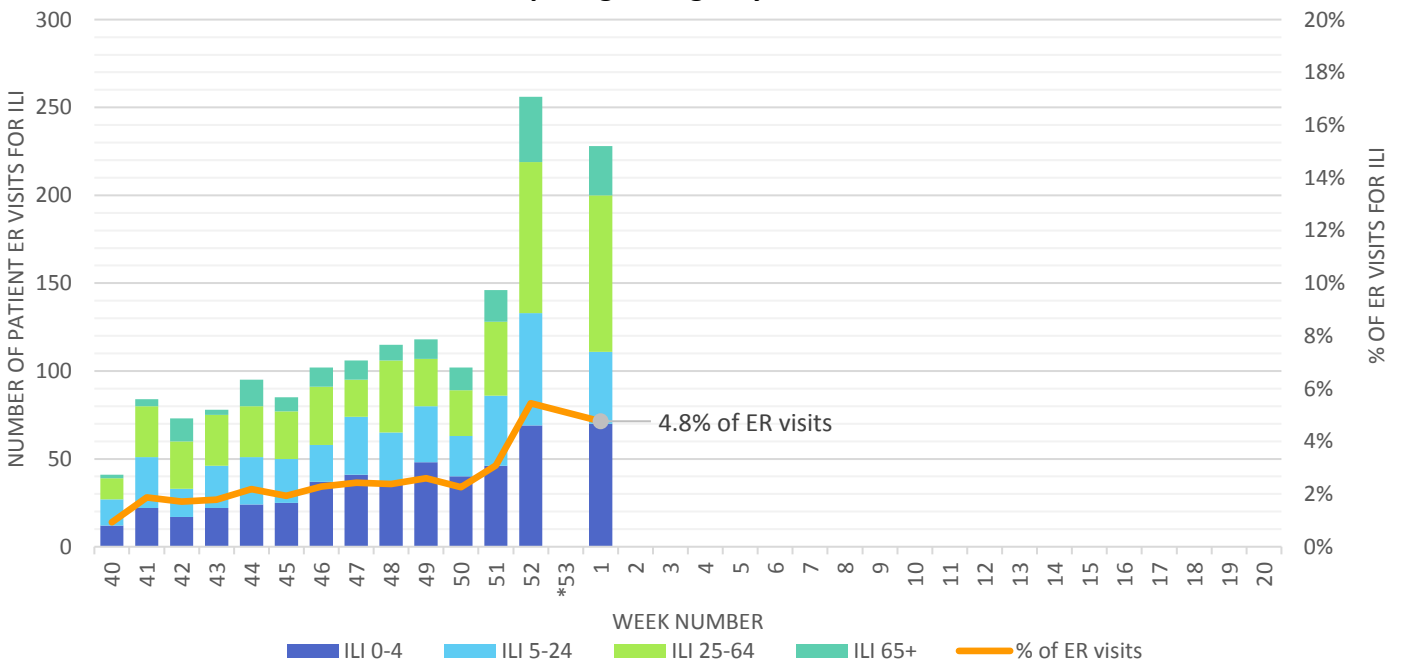
Kane County Health Department Influenza-Like-Illness Surveillance: Emergency Room Visits

Participating Emergency Rooms: N=5



Kane County Health Department Influenza-Like-Illness Surveillance: Percent of ILI Visits by Age

Participating Emergency Rooms: N=5

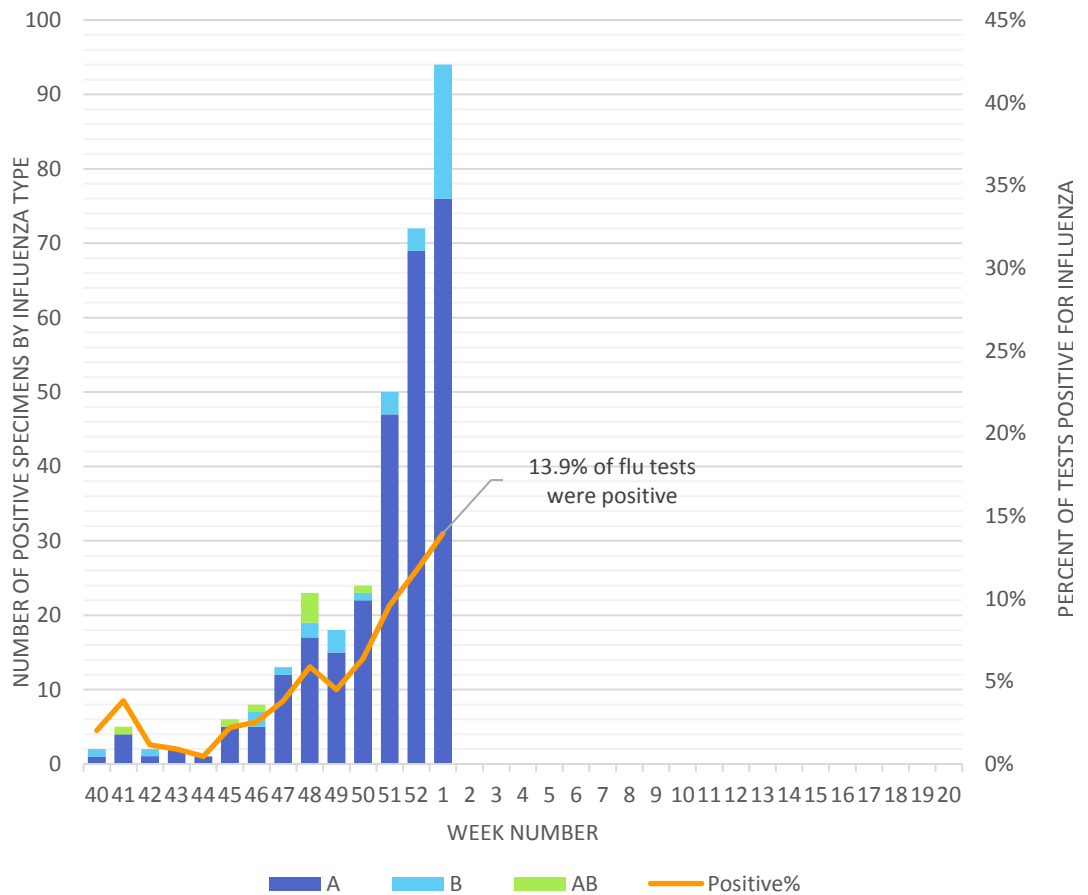


Laboratory Tests

Kane County Labs (6)	Week: 1		Season Total	
	Number	Percent	Number	Percent
Specimens Tested	674		4748	
Specimens Positive	94	13.9%	320	6.7%
Positive Specimens by Type				
Influenza A	76	80.9%	277	86.6%
Influenza B	18	19.1%	35	10.9%
Influenza AB	0	0.0%	8	2.5%
Unknown	0	0.0%	0	0.0%

Kane County Health Department Influenza-Like-Illness Surveillance: Rapid Influenza Tests

Participating Laboratories: N=6



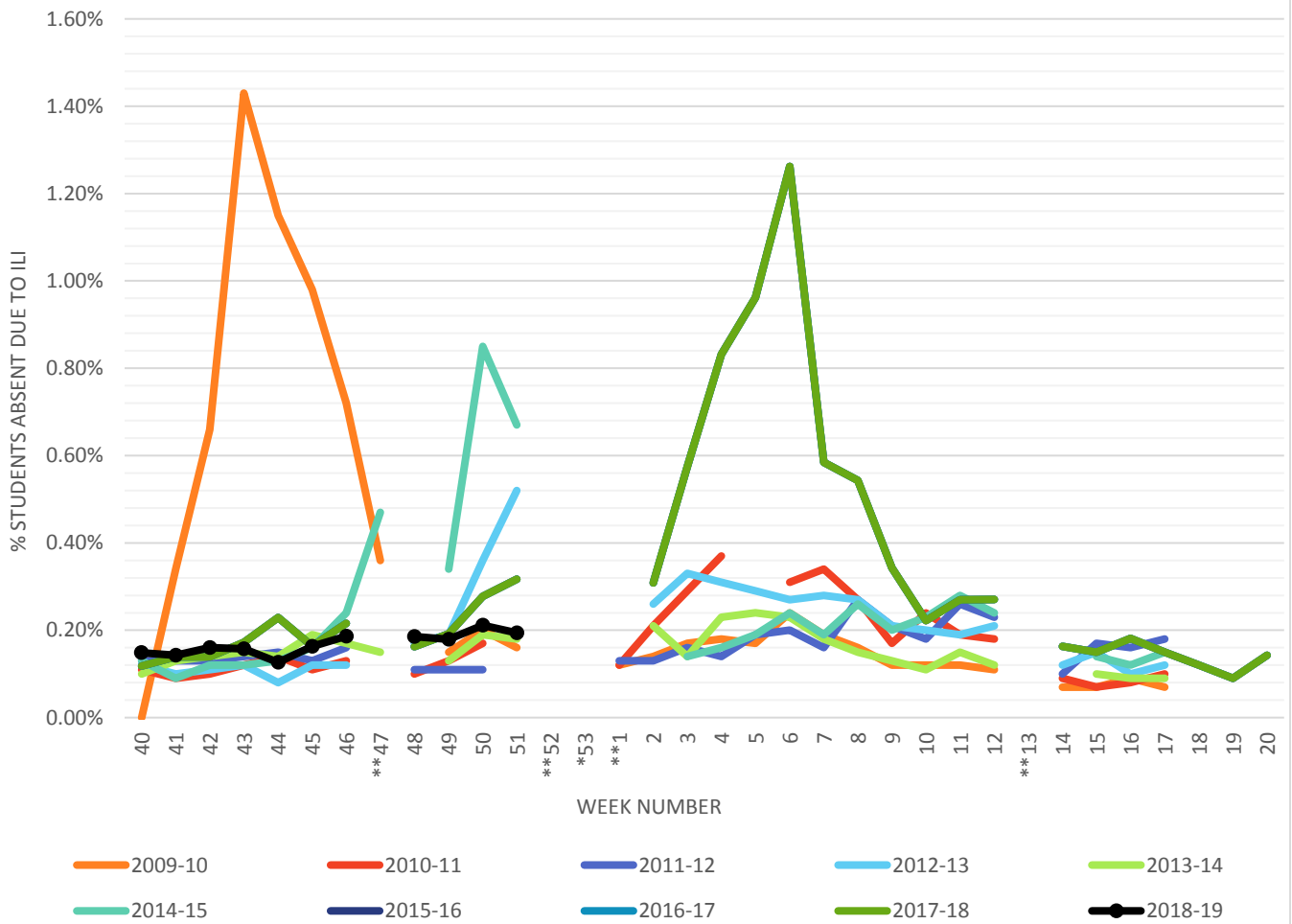
Rapid influenza testing cannot distinguish influenza infections caused by novel influenza A viruses. The sensitivity of this type of testing has been shown to range between 20-100% for seasonal influenza viruses. A negative result does not exclude influenza virus infection.

*All data are provisional

Student Absenteeism

During Week 1, public school districts were closed for winter break.

**Kane County Health Department Influenza-Like-Illness Surveillance:
ILI-Related School Absenteesim**



*2014 is the only year with 53 weeks

**Schools closed for holiday

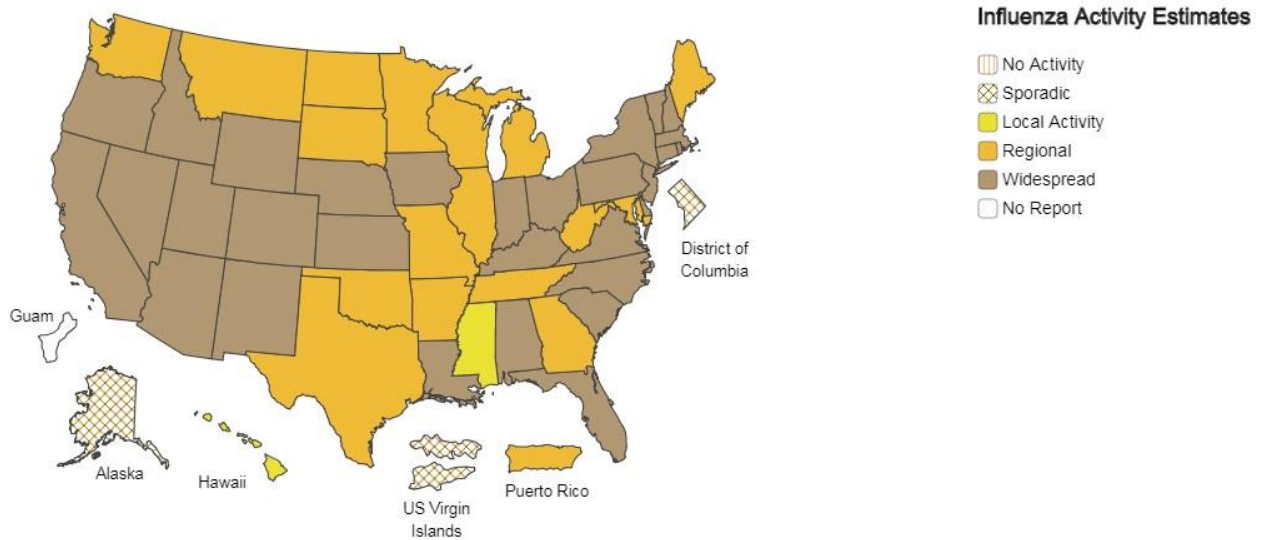
Influenza-like illness (ILI) is defined as fever > 100°F with cough or sore throat without other known cause

*All data are provisional

A Weekly Influenza Surveillance Report Prepared by the Influenza Division

Weekly Influenza Activity Estimates Reported by State and Territorial Epidemiologists*

Week Ending Jan 05, 2019 - Week 1



*This map indicates geographic spread and does not measure the severity of influenza activity.

- No Activity:** No laboratory-confirmed cases of influenza and no reported increase in the number of cases of ILI.
- Sporadic:** Small numbers of laboratory-confirmed influenza cases or a single laboratory-confirmed influenza outbreak has been reported, but there is no increase in cases of ILI.
- Local:** Outbreaks of influenza or increases in ILI cases and recent laboratory-confirmed influenza in a single region of the state.
- Regional:** Outbreaks of influenza or increases in ILI and recent laboratory confirmed influenza in at least two but less than half the regions of the state with recent laboratory evidence of influenza in those regions.
- Widespread:** Outbreaks of influenza or increases in ILI cases and recent laboratory-confirmed influenza in at least half the regions of the state with recent laboratory evidence of influenza in the state.

Additional Resources:

[Kane County Health Department Influenza Website](#)

[CDC Influenza Website](#)

[Illinois Department of Public Health Website](#)

[Northern Illinois Public Health Consortium: Flu Resources for Public Health Communicators](#)