



For more information  
visit:  
<http://kanehealth.com/flu.htm>

# Weekly Influenza Surveillance Summary

WEEK 11: March 10- March 16, 2019

March 22, 2019

## Overview

Influenza surveillance for Kane County Health Department includes the collection of data from hospital emergency rooms, laboratories, and public schools. Our participants have reported the following aggregate measures:

- Among five reporting hospital emergency rooms, 7.3% of visits were for influenza-like illness (ILI).<sup>1</sup>
- During Week 11, 6 labs reported that 265 of 935 (28.3%) specimens tested for influenza were positive.<sup>2</sup> Of these 265 specimens:
  - 245 (92.5%) were positive for Influenza A
  - 19 (7.2%) were positive for Influenza B
  - 1 (0.4%) was positive for Influenza A/B

No other specimen tested positive for the week ending on March 16, 2019.

- The ILI absenteeism rate for public schools in Kane County was 0.34%. No public school was closed due to increased ILI activity.
- As of the week ending March 16, there were 25 influenza-related ICU admissions reported to the health department. One influenza-associated pediatric death has been reported.
- To date, 4 outbreaks of influenza have been reported in Long-Term Care/Assisted Living facilities in Kane County.

<sup>1</sup>Influenza-like illness (ILI) is defined as fever > 100°F with cough or sore throat without other known cause

<sup>2</sup>Rapid influenza testing cannot distinguish influenza infections caused by novel influenza A viruses. The sensitivity of this type of testing has been shown to range between 20-100% for seasonal influenza viruses. A negative result does not exclude influenza virus infection.

\*All data are provisional

## Emergency Room Visits

During Week 11, 7.3% of reported hospital emergency room visits were for influenza-like illness (ILI).<sup>1</sup>

Each week, data for the 2018-19 season will be presented with data from the previous flu seasons to show the trend of ER visits for ILI over time.

Visits for influenza-like illness to reporting emergency rooms during Week 6 had the following age distribution:

- 0-4 years: 19.5% of all ILI visits
- 5-24 years: 35.7% of all ILI visits
- 25-64 years: 28.3% of all ILI visits
- 65+ years: 16.5% of all ILI visits

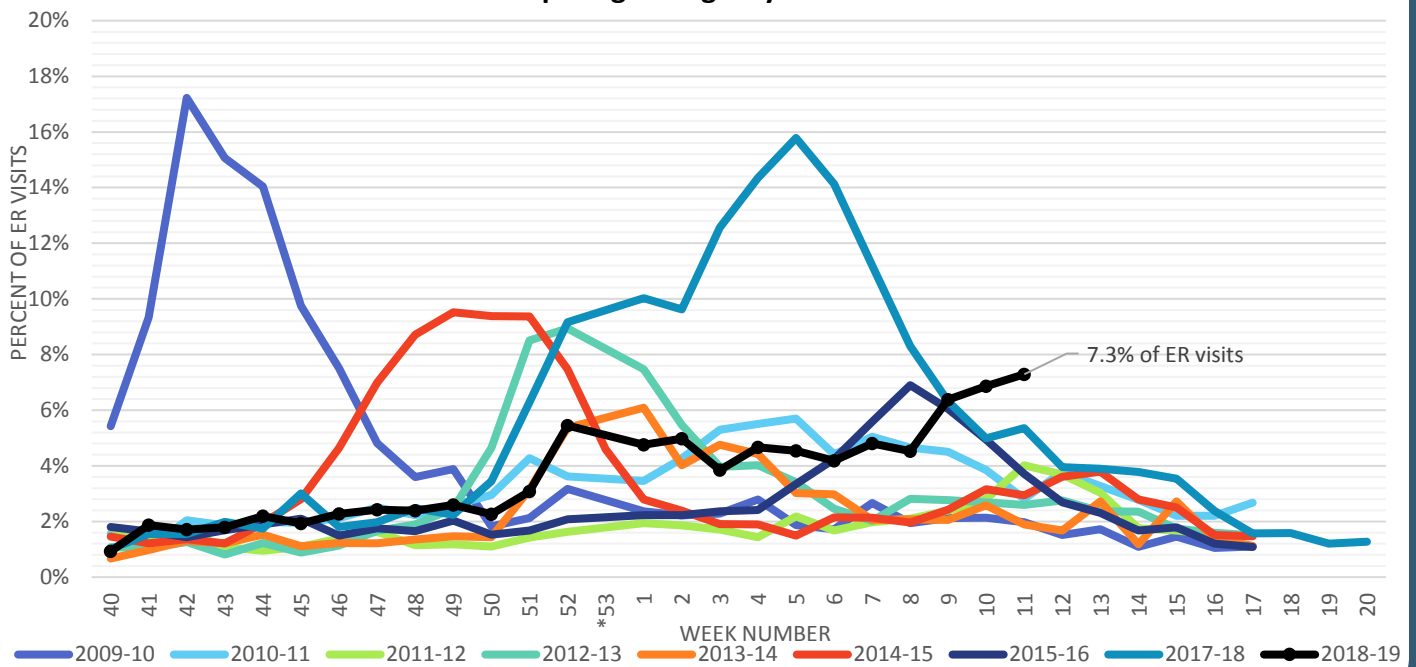
Throughout the season, KCHD will provide updated information on the total number of people visiting the emergency room for ILI, and what age groups make up those visits.

<sup>1</sup>Influenza-like illness (ILI) is defined as fever > 100°F with cough or sore throat without other known cause

\*All data are provisional

### Kane County Health Department Influenza-Like-Illness Surveillance: Emergency Room Visits

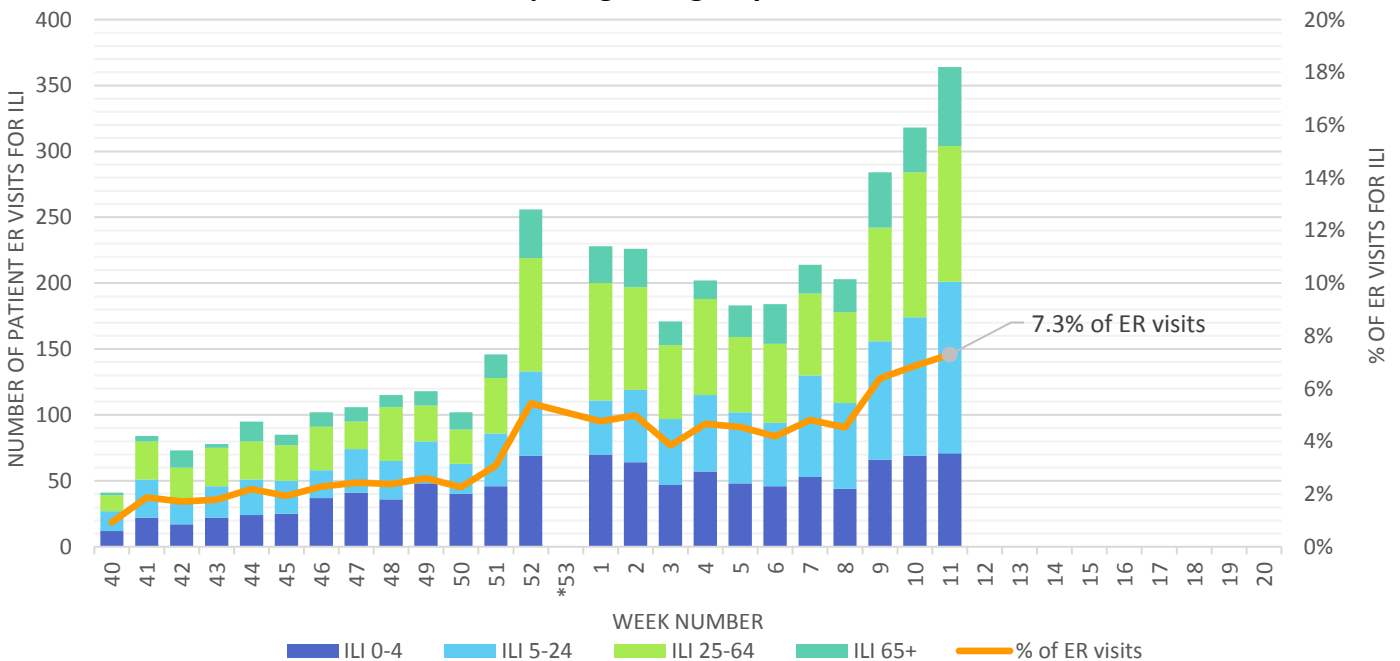
Participating Emergency Rooms: N=5



\*2014 is the only year with 53 weeks

### Kane County Health Department Influenza-Like-Illness Surveillance: Percent of ILI Visits by Age

Participating Emergency Rooms: N=5

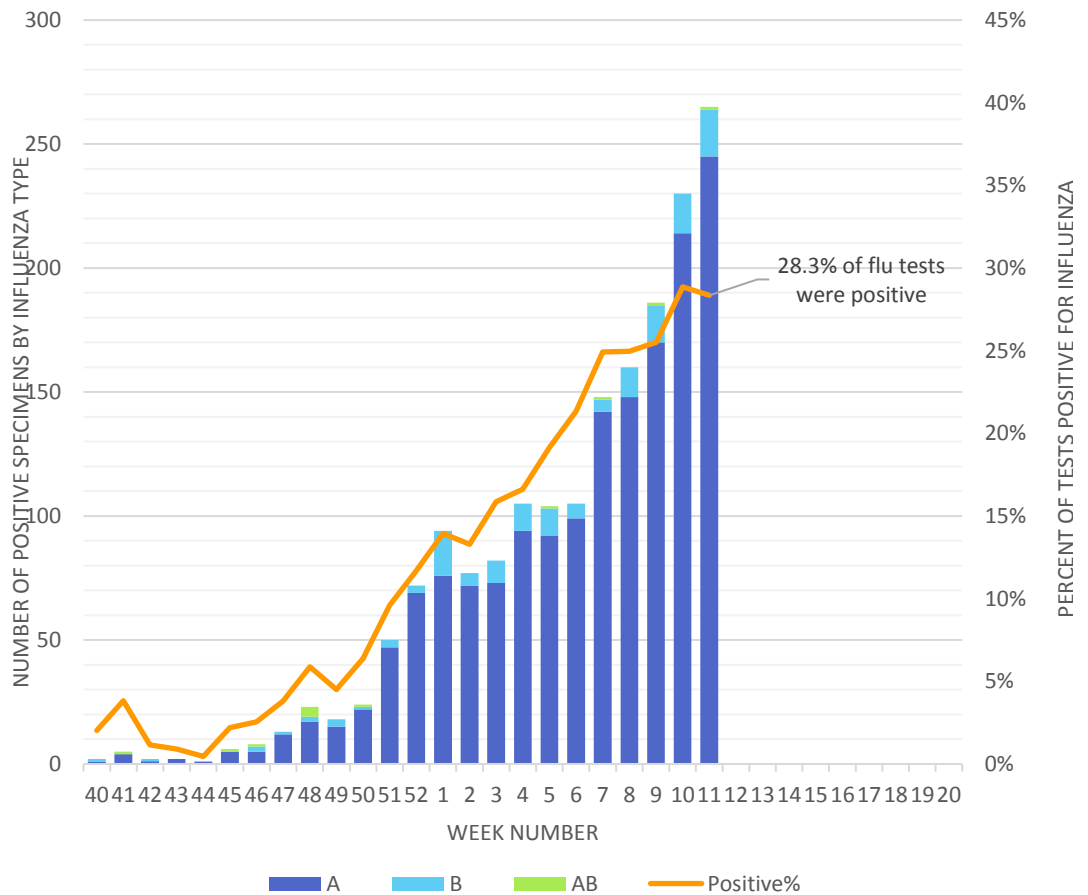


# Laboratory Tests

Kane County Labs (6)	Week: 11		Season Total	
	Number	Percent	Number	Percent
Specimens Tested	935		11207	
Specimens Positive	265	28.3%	1782	15.9%
Positive Specimens by Type				
Influenza A	245	92.5%	1626	91.2%
Influenza B	19	7.2%	144	8.1%
Influenza AB	1	0.4%	12	0.7%
Unknown	0	0.0%	0	0.0%

## Kane County Health Department Influenza-Like-Illness Surveillance: Rapid Influenza Tests

Participating Laboratories: N=6

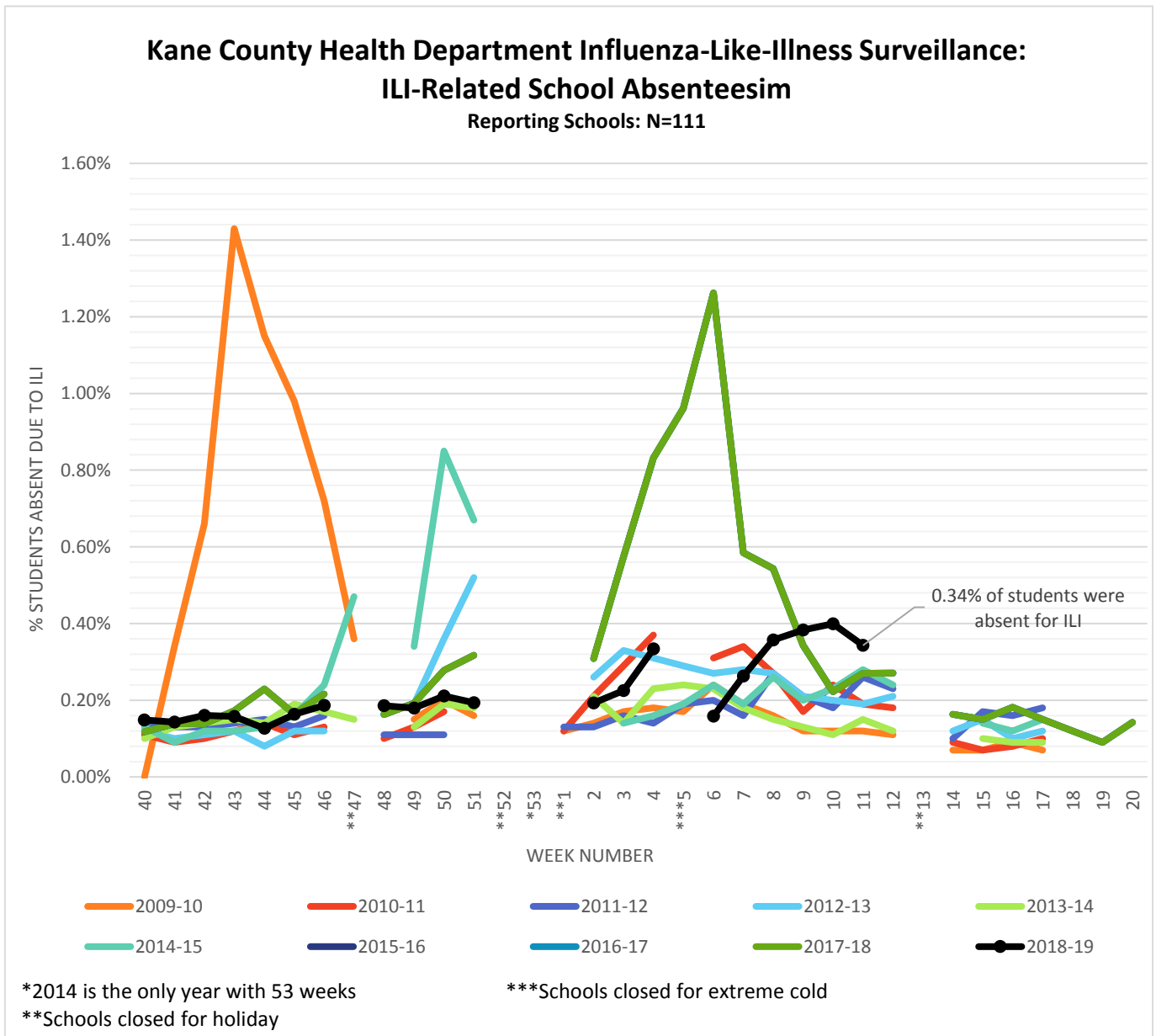


Rapid influenza testing cannot distinguish influenza infections caused by novel influenza A viruses. The sensitivity of this type of testing has been shown to range between 20-100% for seasonal influenza viruses. A negative result does not exclude influenza virus infection.

\*All data are provisional

# Student Absenteeism

The ILI absenteeism rate for public schools in Kane County was 0.34%. No public school was closed due to increased ILI activity.



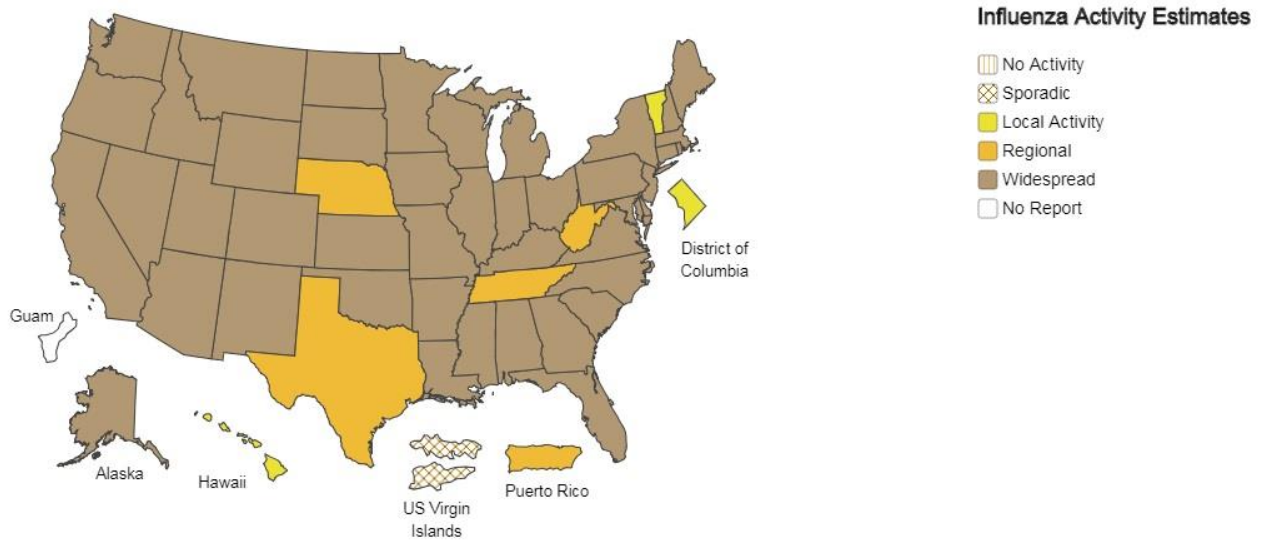
Influenza-like illness (ILI) is defined as fever > 100°F with cough or sore throat without other known cause

\*All data are provisional

A Weekly Influenza Surveillance Report Prepared by the Influenza Division

Weekly Influenza Activity Estimates Reported by State and Territorial Epidemiologists\*

Week Ending Mar 16, 2019 - Week 11



\*This map indicates geographic spread and does not measure the severity of influenza activity.

- No Activity:** No laboratory-confirmed cases of influenza and no reported increase in the number of cases of ILI.
- Sporadic:** Small numbers of laboratory-confirmed influenza cases or a single laboratory-confirmed influenza outbreak has been reported, but there is no increase in cases of ILI.
- Local:** Outbreaks of influenza or increases in ILI cases and recent laboratory-confirmed influenza in a single region of the state.
- Regional:** Outbreaks of influenza or increases in ILI and recent laboratory confirmed influenza in at least two but less than half the regions of the state with recent laboratory evidence of influenza in those regions.
- Widespread:** Outbreaks of influenza or increases in ILI cases and recent laboratory-confirmed influenza in at least half the regions of the state with recent laboratory evidence of influenza in the state.

**Additional Resources:**

[Kane County Health Department Influenza Website](#)

[CDC Influenza Website](#)

[Illinois Department of Public Health Website](#)

[Northern Illinois Public Health Consortium: Flu Resources for Public Health Communicators](#)