



For more information
visit:
<http://kanehealth.com/flu.htm>

Weekly Influenza Surveillance Summary

WEEK 17: April 21- April 27, 2019

May 03, 2019

Overview

Influenza surveillance for Kane County Health Department includes the collection of data from hospital emergency rooms, laboratories, and public schools. Our participants have reported the following aggregate measures:

- Among five reporting hospital emergency rooms, 2.9% of visits were for influenza-like illness (ILI).¹
- During Week 17, 5 labs reported that 27 of 295 (9.2%) specimens tested for influenza were positive.² Of these 27 specimens:
 - 17 (63.0%) were positive for Influenza A
 - 9 (33.3%) were positive for Influenza B
 - 1 (3.7%) was positive for Influenza A/B

No other specimen tested positive for the week ending on April 27, 2019.

- The ILI absenteeism rate for public schools in Kane County was 0.17%. No public school was closed due to increased ILI activity.
- As of the week ending April 27, there were 57 influenza-related ICU admissions reported to the health department. One influenza-associated pediatric death has been reported.
- To date, 5 outbreaks of influenza have been reported in Long-Term Care/Assisted Living facilities in Kane County.

¹Influenza-like illness (ILI) is defined as fever > 100°F with cough or sore throat without other known cause

²Rapid influenza testing cannot distinguish influenza infections caused by novel influenza A viruses. The sensitivity of this type of testing has been shown to range between 20-100% for seasonal influenza viruses. A negative result does not exclude influenza virus infection.

*All data are provisional

Emergency Room Visits

During Week 17, 2.9% of reported hospital emergency room visits were for influenza-like illness (ILI).¹

Each week, data for the 2018-19 season will be presented with data from the previous flu seasons to show the trend of ER visits for ILI over time.

Visits for influenza-like illness to reporting emergency rooms during Week 17 had the following age distribution:

- 0-4 years: 21.1% of all ILI visits
- 5-24 years: 32.8% of all ILI visits
- 25-64 years: 28.1% of all ILI visits
- 65+ years: 18.0% of all ILI visits

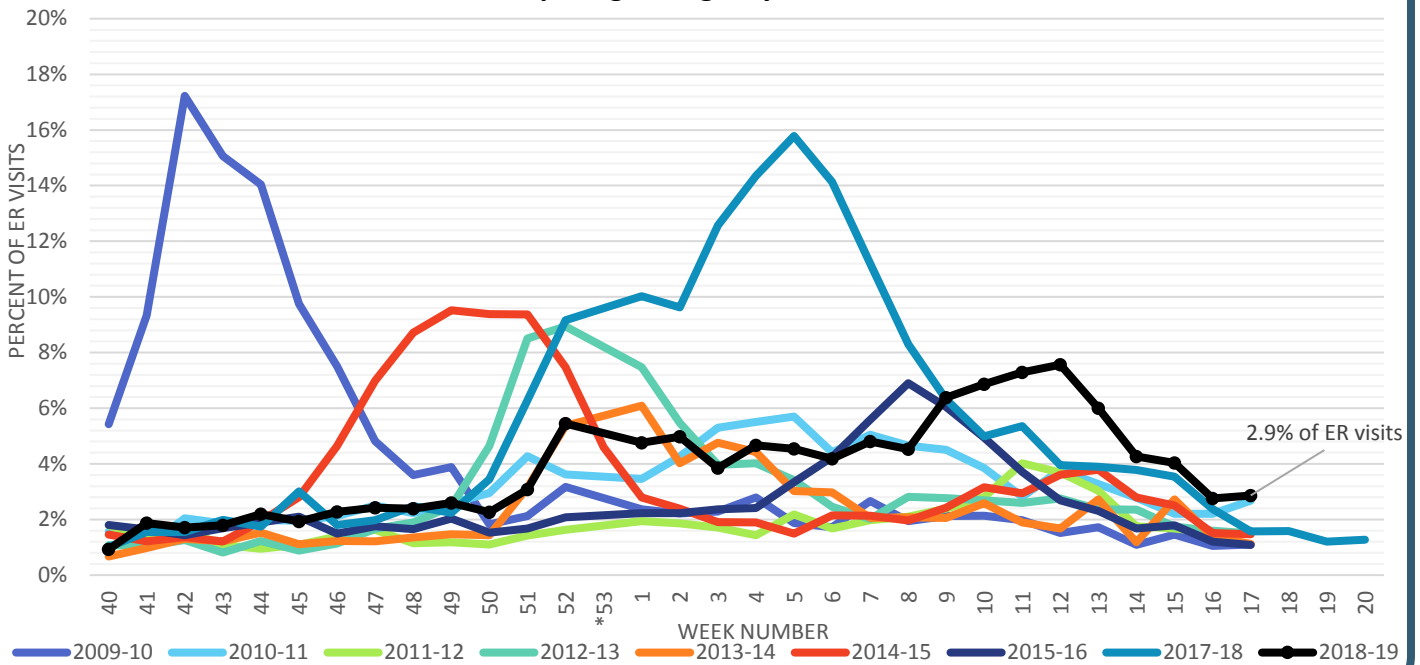
Throughout the season, KCHD will provide updated information on the total number of people visiting the emergency room for ILI, and what age groups make up those visits.

¹Influenza-like illness (ILI) is defined as fever > 100°F with cough or sore throat without other known cause

*All data are provisional

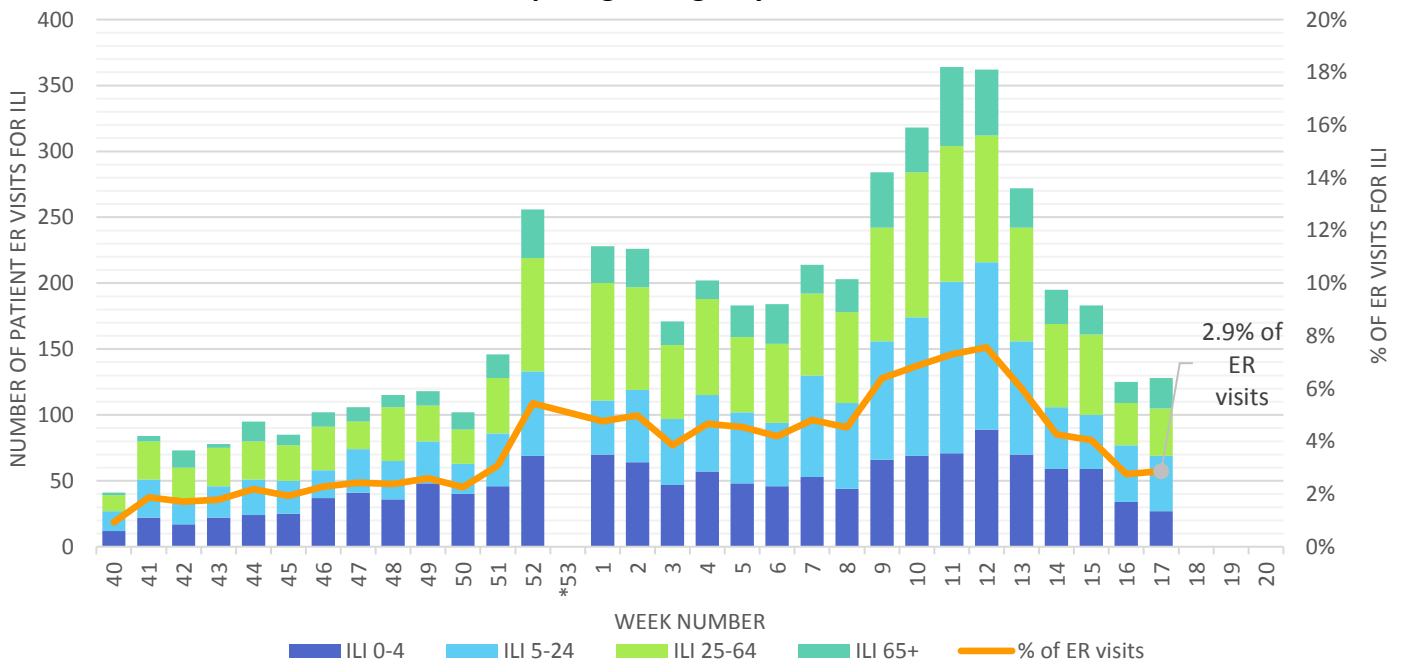
Kane County Health Department Influenza-Like-Illness Surveillance: Emergency Room Visits

Participating Emergency Rooms: N=5



Kane County Health Department Influenza-Like-Illness Surveillance: Percent of ILI Visits by Age

Participating Emergency Rooms: N=5

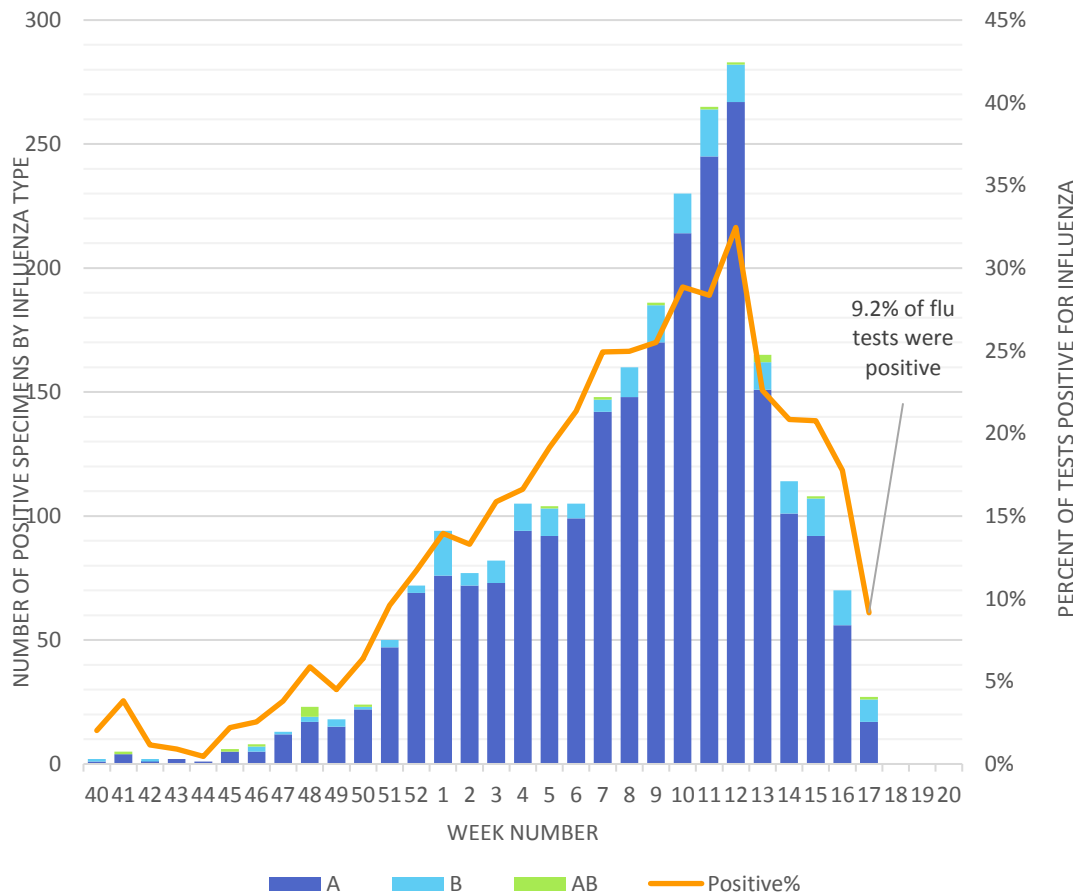


Laboratory Tests

Kane County Labs (5)	Week: 17		Season Total	
	Number	Percent	Number	Percent
Specimens Tested	295		14565	
Specimens Positive	27	9.2%	2549	17.5%
Positive Specimens by Type				
Influenza A	17	63.0%	2310	90.6%
Influenza B	9	33.3%	221	8.7%
Influenza AB	1	3.7%	18	0.7%
Unknown	0	0.0%	0	0.0%

Kane County Health Department Influenza-Like-Illness Surveillance: Rapid Influenza Tests

Participating Laboratories: N=5

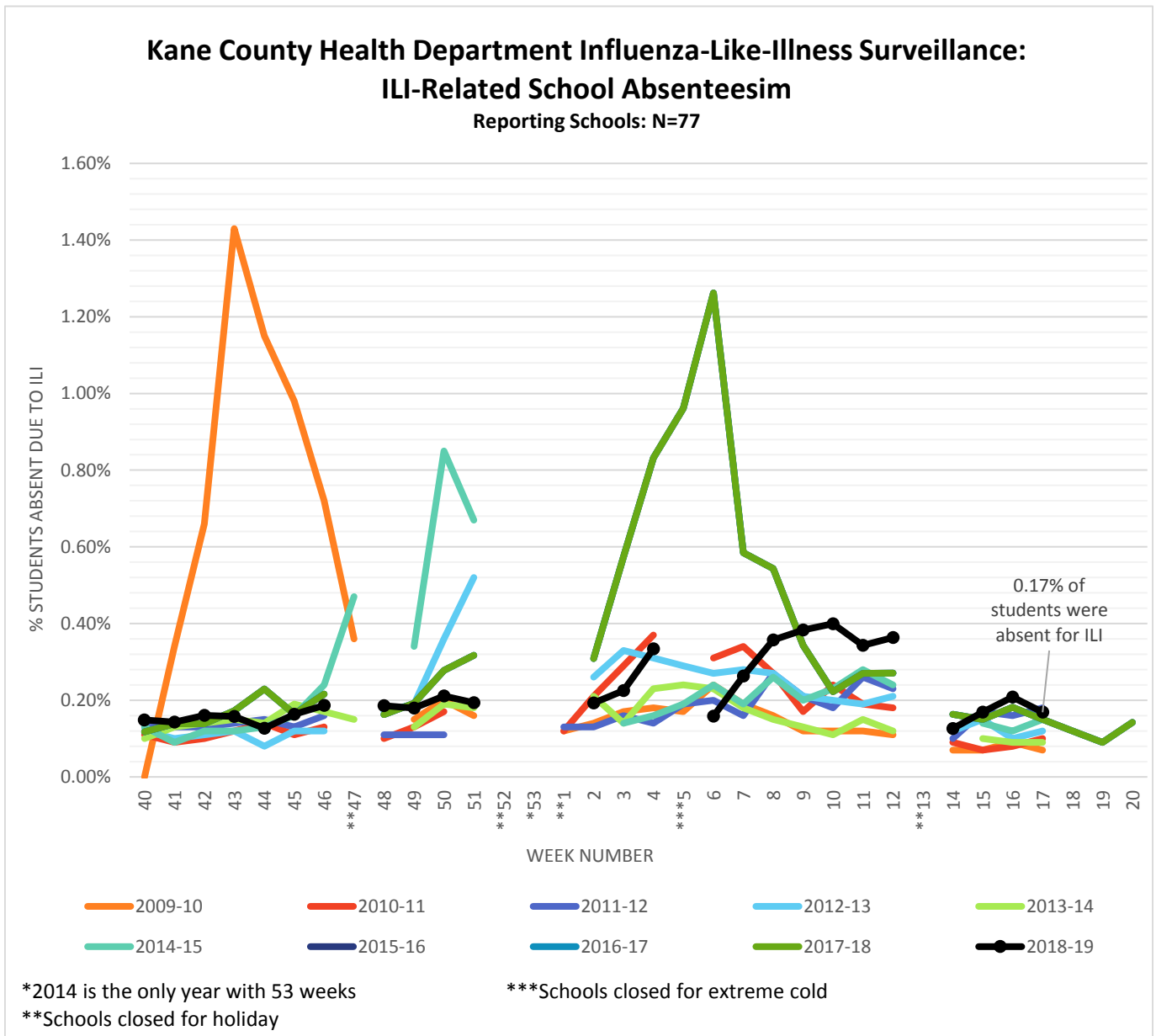


Rapid influenza testing cannot distinguish influenza infections caused by novel influenza A viruses. The sensitivity of this type of testing has been shown to range between 20-100% for seasonal influenza viruses. A negative result does not exclude influenza virus infection.

*All data are provisional

Student Absenteeism

The ILI absenteeism rate for public schools in Kane County was 0.17%. No public school was closed due to increased ILI activity.



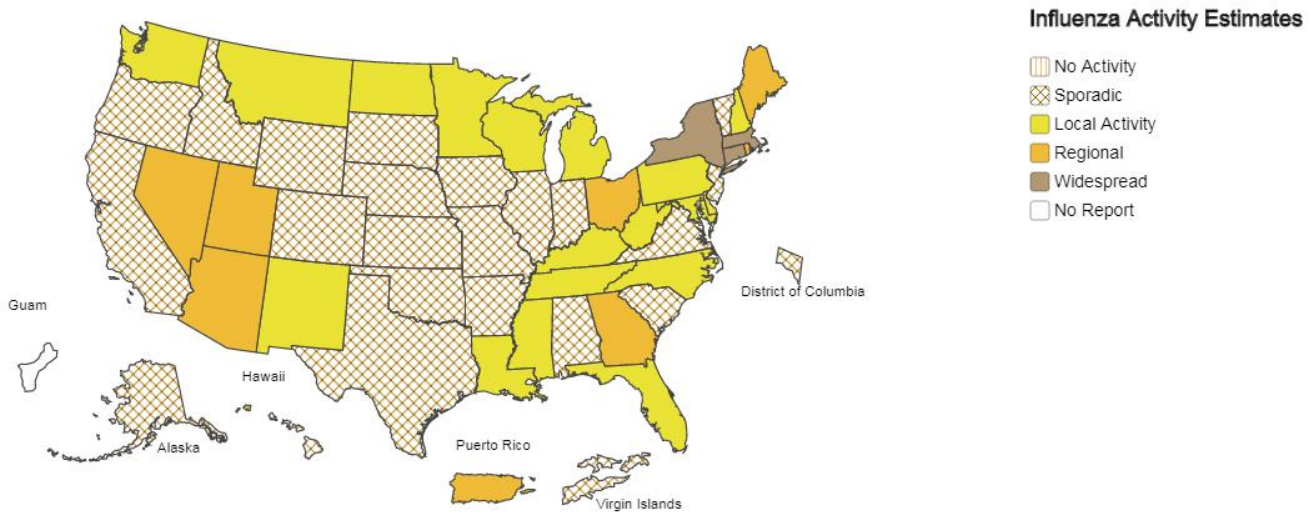
Influenza-like illness (ILI) is defined as fever > 100°F with cough or sore throat without other known cause

*All data are provisional

A Weekly Influenza Surveillance Report Prepared by the Influenza Division

Weekly Influenza Activity Estimates Reported by State and Territorial Epidemiologists*

Week Ending Apr 27, 2019 - Week 17



*This map indicates geographic spread and does not measure the severity of influenza activity.

- No Activity:** No laboratory-confirmed cases of influenza and no reported increase in the number of cases of ILI.
- Sporadic:** Small numbers of laboratory-confirmed influenza cases or a single laboratory-confirmed influenza outbreak has been reported, but there is no increase in cases of ILI.
- Local:** Outbreaks of influenza or increases in ILI cases and recent laboratory-confirmed influenza in a single region of the state.
- Regional:** Outbreaks of influenza or increases in ILI and recent laboratory confirmed influenza in at least two but less than half the regions of the state with recent laboratory evidence of influenza in those regions.
- Widespread:** Outbreaks of influenza or increases in ILI cases and recent laboratory-confirmed influenza in at least half the regions of the state with recent laboratory evidence of influenza in the state.

Additional Resources:

[Kane County Health Department Influenza Website](#)

[CDC Influenza Website](#)

[Illinois Department of Public Health Website](#)

[Northern Illinois Public Health Consortium: Flu Resources for Public Health Communicators](#)