

Weekly Influenza Surveillance Summary

WEEK 2: January 06- January 12, 2019

JANUARY 18, 2019

Overview

Influenza surveillance for Kane County Health Department includes the collection of data from hospital emergency rooms, laboratories, and public schools. Our participants have reported the following aggregate measures:

- Among five reporting hospital emergency rooms, 5.0% of visits were for influenza-like illness (ILI).¹
- During Week 2, 6 labs reported that 77 of 579(13.3%) specimens tested for influenza were positive.² Of these 77 specimens:
 - 72 (93.5%) were positive for Influenza A
 - 5 (6.5%) was positive for Influenza BNo other specimen tested positive for the week ending on January 12, 2019.
- The ILI absenteeism rate for public schools in Kane County was 0.19%. No public school was closed due to increased ILI activity.
- As of the week ending January 12, there were 8 influenza-related ICU admissions reported to the health department. One influenza-associated pediatric death has been reported.
- To date, no outbreaks of influenza have been reported in Long-Term Care/Assisted Living facilities in Kane County.

¹Influenza-like illness (ILI) is defined as fever > 100°F with cough or sore throat without other known cause

²Rapid influenza testing cannot distinguish influenza infections caused by novel influenza A viruses. The sensitivity of this type of testing has been shown to range between 20-100% for seasonal influenza viruses. A negative result does not exclude influenza virus infection.

*All data are provisional

Emergency Room Visits

During Week 2, 5.0% of reported hospital emergency room visits were for influenza-like illness (ILI).¹

Each week, data for the 2018-19 season will be presented with data from the previous flu seasons to show the trend of ER visits for ILI over time.

Visits for influenza-like illness to reporting emergency rooms during Week 52 had the following age distribution:

- 0-4 years: 28.3% of all ILI visits
- 5-24 years: 24.3% of all ILI visits
- 25-64 years: 34.5% of all ILI visits
- 65+ years: 12.8% of all ILI visits

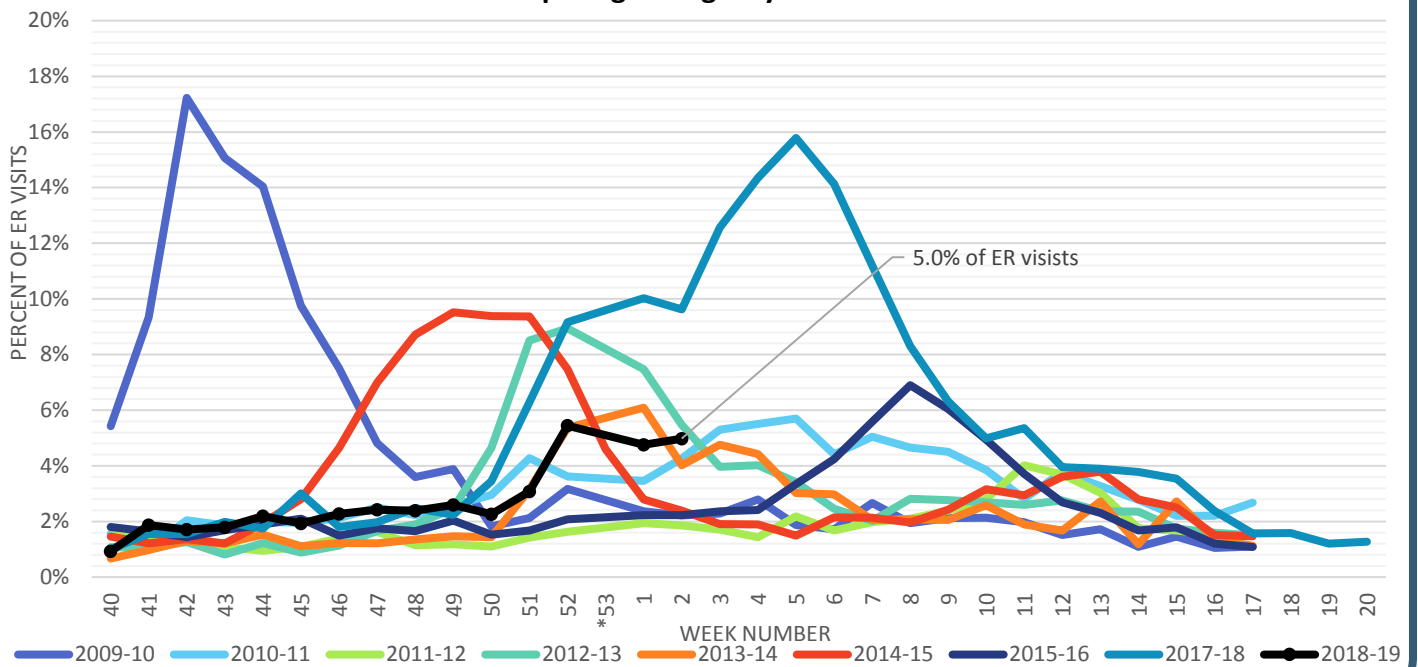
Throughout the season, KCHD will provide updated information on the total number of people visiting the emergency room for ILI, and what age groups make up those visits.

¹Influenza-like illness (ILI) is defined as fever > 100°F with cough or sore throat without other known cause

*All data are provisional

Kane County Health Department Influenza-Like-Illness Surveillance: Emergency Room Visits

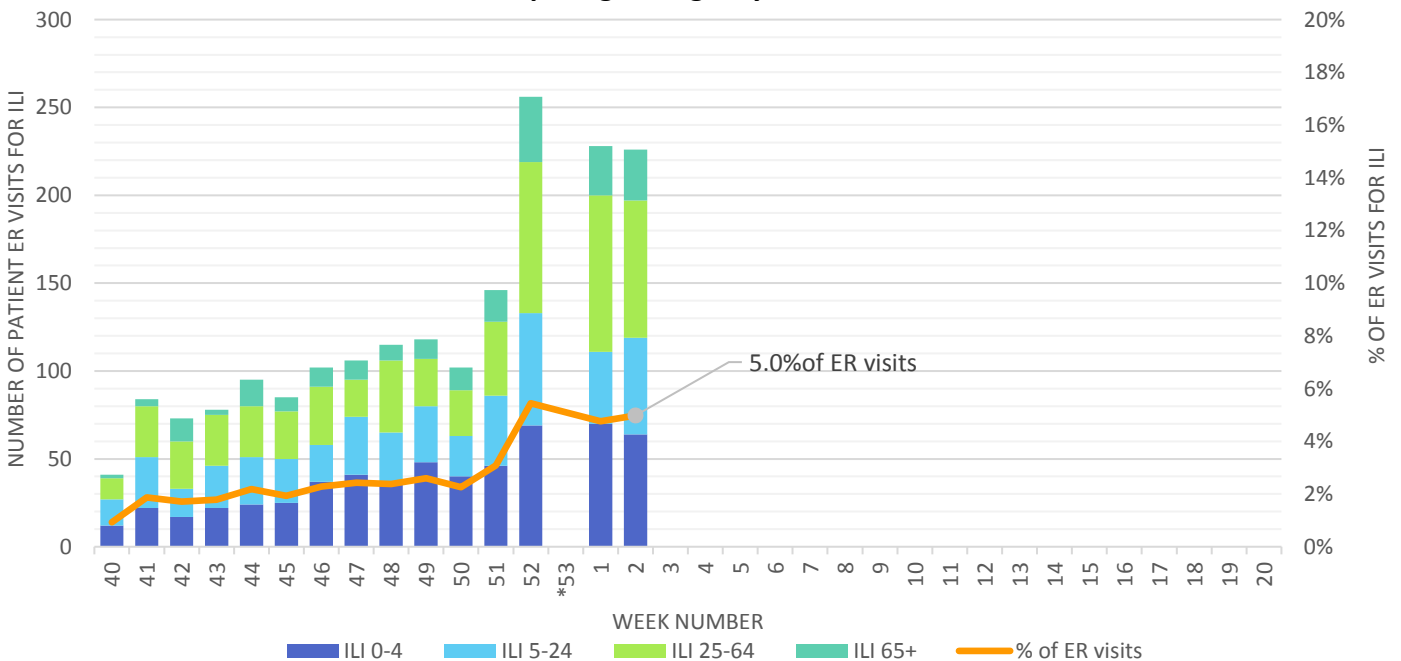
Participating Emergency Rooms: N=5



*2014 is the only year with 53 weeks

Kane County Health Department Influenza-Like-Illness Surveillance: Percent of ILI Visits by Age

Participating Emergency Rooms: N=5

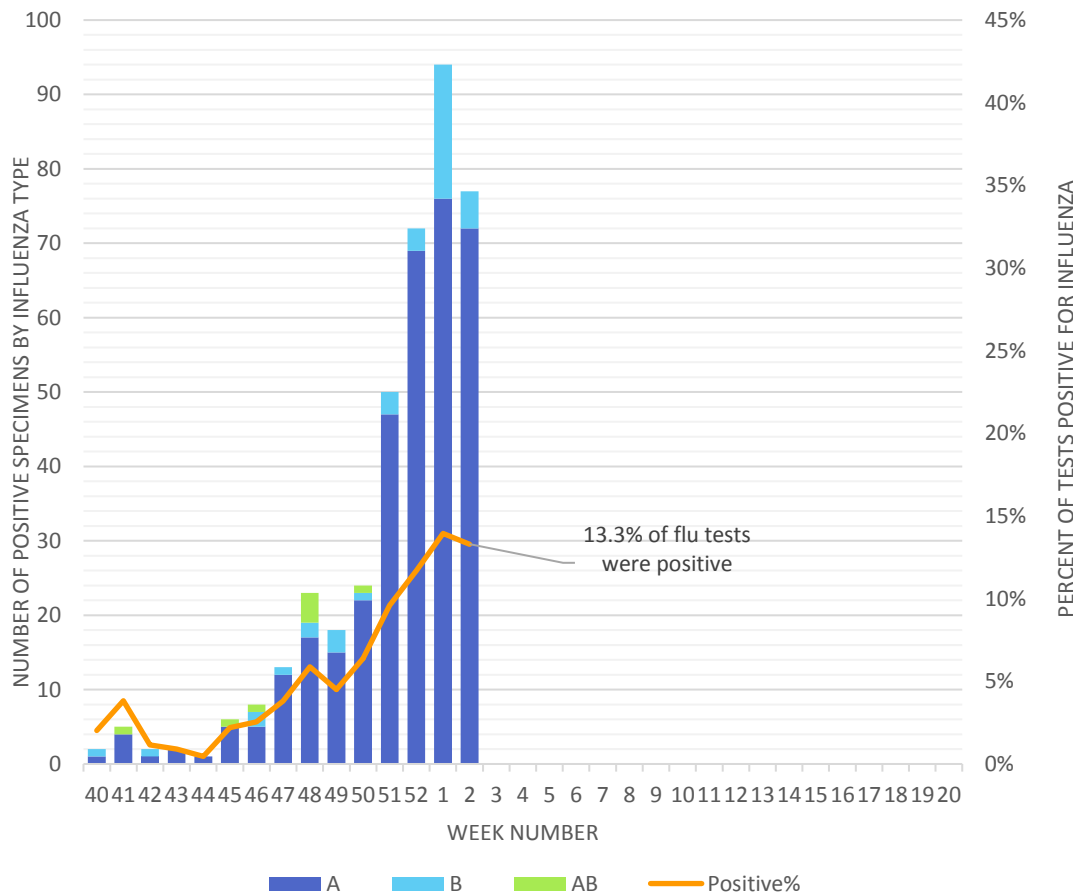


Laboratory Tests

Kane County Labs (6)	Week: 1		Season Total	
	Number	Percent	Number	Percent
Specimens Tested	579		5327	
Specimens Positive	77	13.3%	397	7.5%
Positive Specimens by Type				
Influenza A	72	93.5%	349	87.9%
Influenza B	5	6.5%	40	10.1%
Influenza AB	0	0.0%	8	2.0%
Unknown	0	0.0%	0	0.0%

Kane County Health Department Influenza-Like-Illness Surveillance: Rapid Influenza Tests

Participating Laboratories: N=6

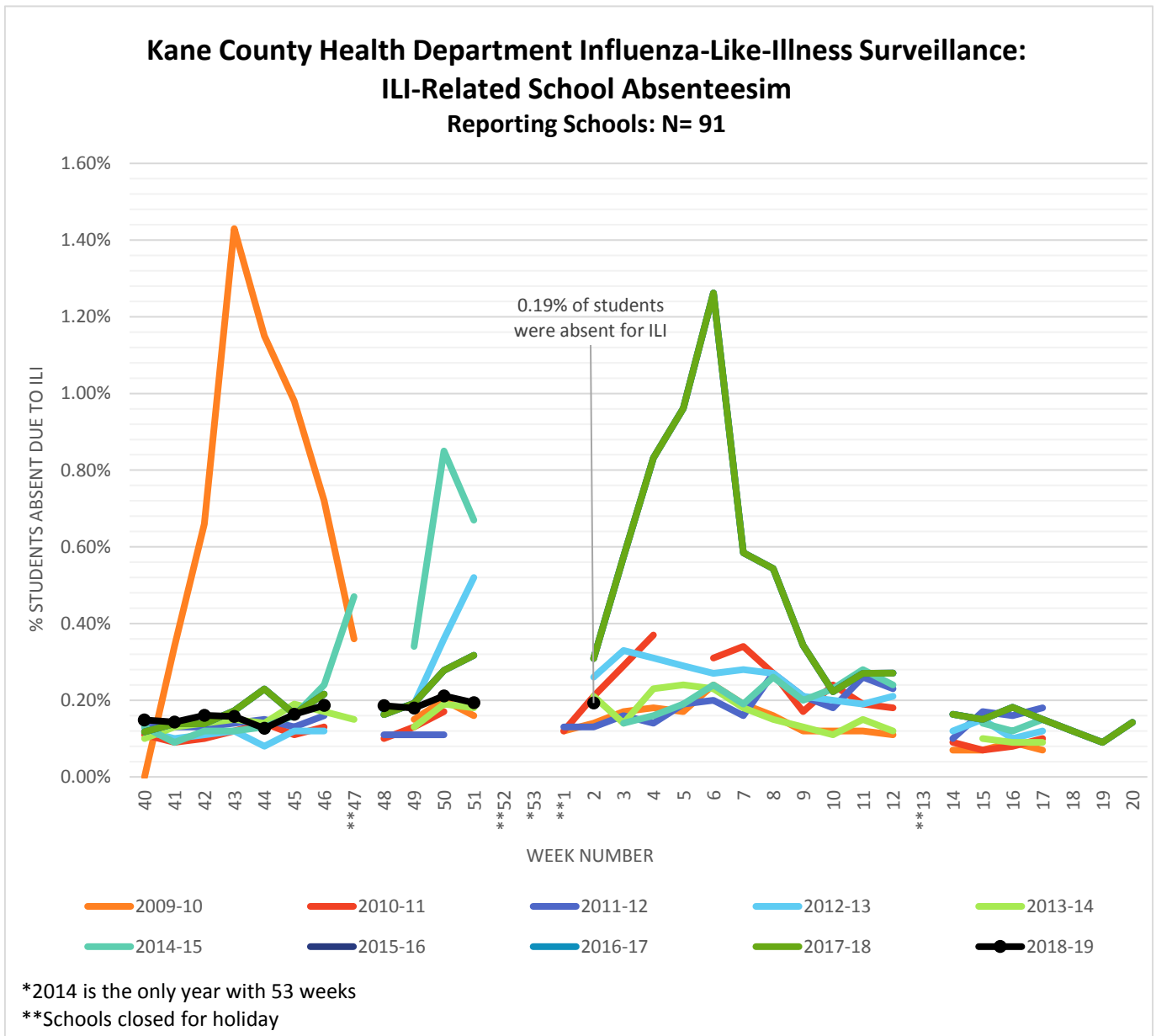


Rapid influenza testing cannot distinguish influenza infections caused by novel influenza A viruses. The sensitivity of this type of testing has been shown to range between 20-100% for seasonal influenza viruses. A negative result does not exclude influenza virus infection.

*All data are provisional

Student Absenteeism

The ILI absenteeism rate for public schools in Kane County was 0.19%. No public school was closed due to increased ILI activity.



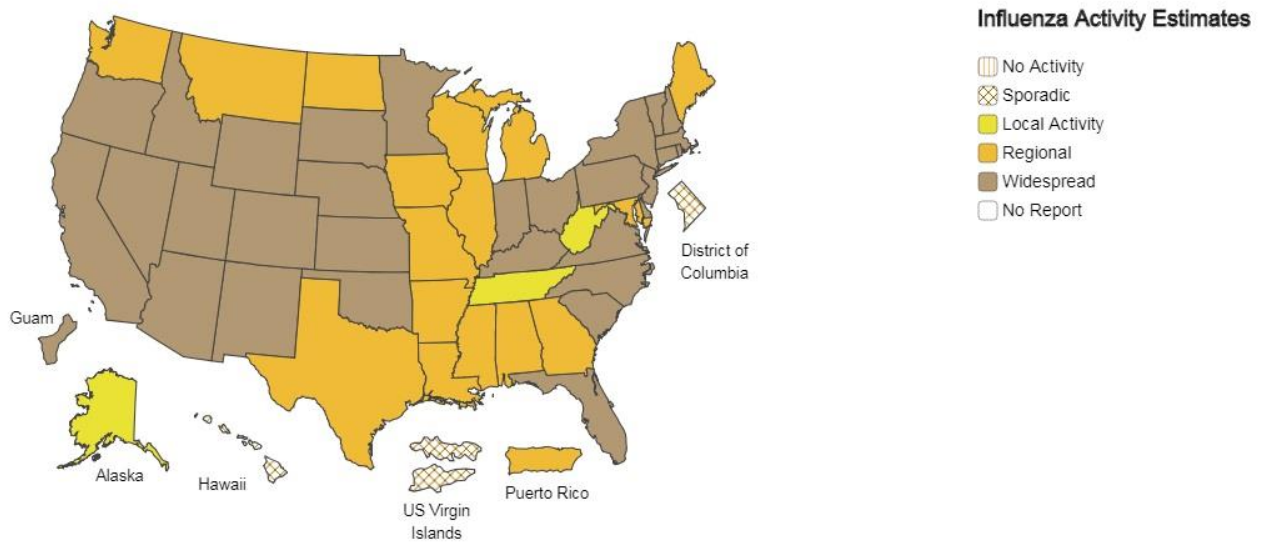
Influenza-like illness (ILI) is defined as fever > 100°F with cough or sore throat without other known cause

*All data are provisional

A Weekly Influenza Surveillance Report Prepared by the Influenza Division

Weekly Influenza Activity Estimates Reported by State and Territorial Epidemiologists*

Week Ending Jan 12, 2019 - Week 2



*This map indicates geographic spread and does not measure the severity of influenza activity.

- No Activity:** No laboratory-confirmed cases of influenza and no reported increase in the number of cases of ILI.
- Sporadic:** Small numbers of laboratory-confirmed influenza cases or a single laboratory-confirmed influenza outbreak has been reported, but there is no increase in cases of ILI.
- Local:** Outbreaks of influenza or increases in ILI cases and recent laboratory-confirmed influenza in a single region of the state.
- Regional:** Outbreaks of influenza or increases in ILI and recent laboratory confirmed influenza in at least two but less than half the regions of the state with recent laboratory evidence of influenza in those regions.
- Widespread:** Outbreaks of influenza or increases in ILI cases and recent laboratory-confirmed influenza in at least half the regions of the state with recent laboratory evidence of influenza in the state.

Additional Resources:

[Kane County Health Department Influenza Website](#)

[CDC Influenza Website](#)

[Illinois Department of Public Health Website](#)

[Northern Illinois Public Health Consortium: Flu Resources for Public Health Communicators](#)