



**Kane County 2009-2010
Influenza Surveillance Summary**

www.kanehealth.com

Published September 24, 2010

Kane County, Illinois Influenza-Like Illness Surveillance 2009-2010

During the months October through April, the Kane County Health Department tracks influenza activity in our county by monitoring:

- Visits to Emergency Departments for Influenza-Like Illness (ILI)¹
- Hospital laboratory testing for influenza
- ILI associated absenteeism in public schools (Grades K-12)
- Influenza-associated pediatric deaths
- Reports of influenza outbreaks in long-term care facilities

The health department would like to thank the participating hospitals and school districts that provided weekly reports that made this monitoring possible. Below are graphs representing the percentage of ER patients that were seen with ILI, the average ILI absenteeism rate from public schools in Kane County and influenza laboratory testing activity.

Summary

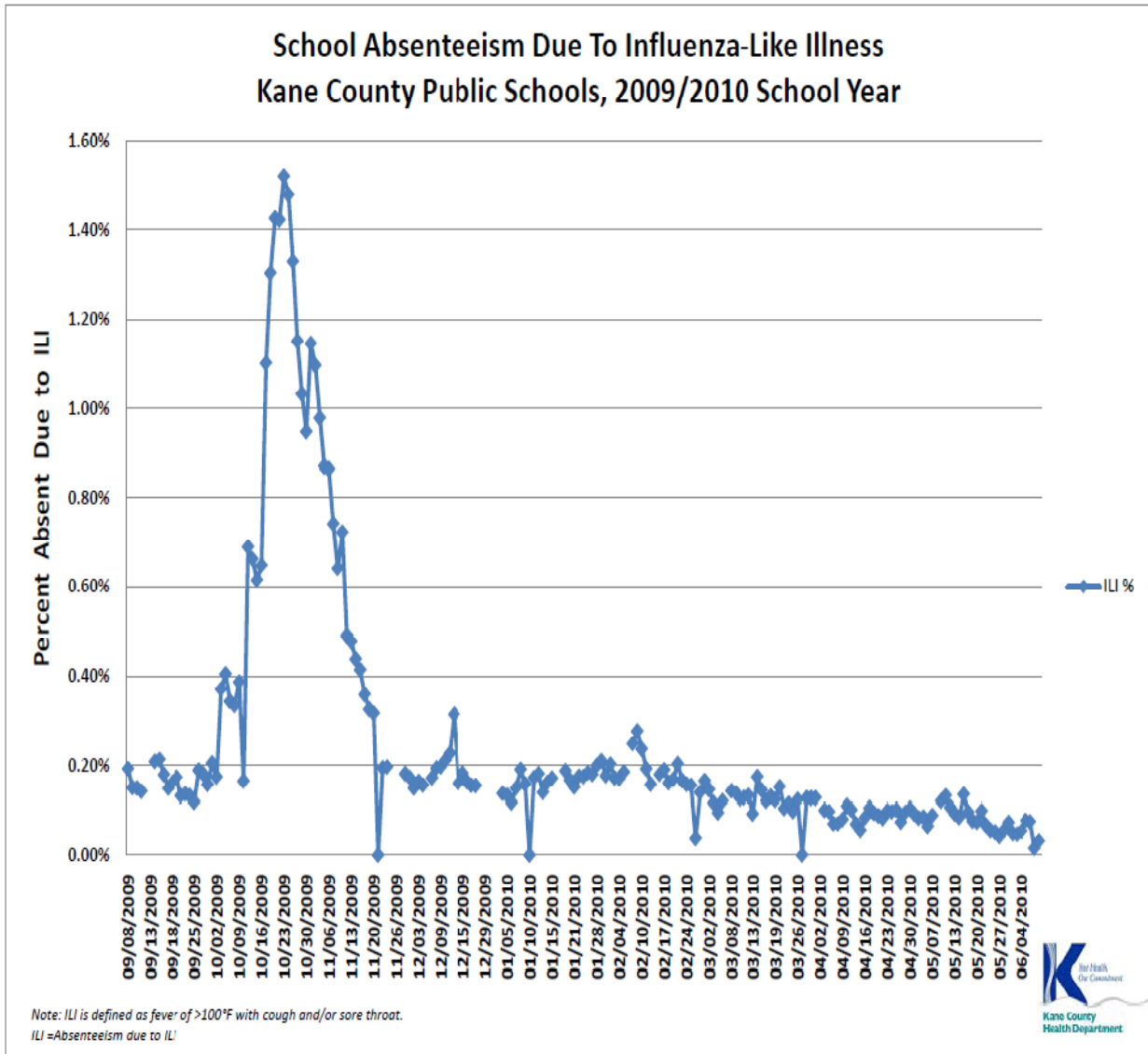
For surveillance purposes to monitor Novel H1N1 Influenza activity, the influenza season 2009-2010 was from the week ending September 5, 2010 through the week ending May 29, 2010. The 2009 H1N1 virus appeared in late April 2009 and continued throughout the summer and into the next influenza season. Influenza activity in Kane County during 2009-2010 season peaked in late October. The predominant strain during the 2009-2010 influenza season was type A.

There were 120 influenza-associated hospitalizations and 4 reported influenza-associated deaths in Kane County during influenza season 2009-2010. There were no reports of outbreaks from long-term care facilities.

¹ Influenza-like-illness (ILI) is defined as fever > 100° F with cough or sore throat without other known cause

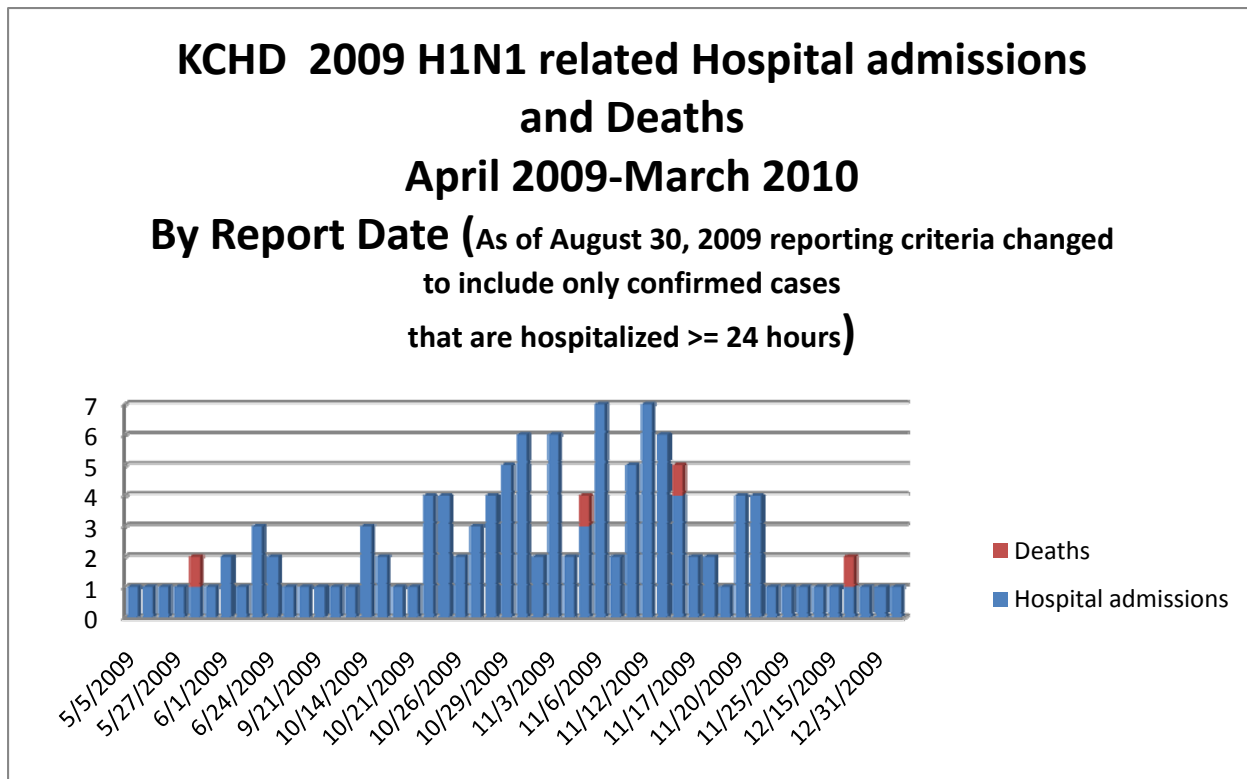
School Influenza-Like Illness Surveillance

Data represents all school districts that reported ILI related absenteeism during the 2009/2010 school year. This report indicates that absenteeism related to ILI among school age children in Kane County peaked on 10/23/2009. The magnitude of the peak percent absent due to ILI was 1.5%.



Influenza-Associated Hospitalization and Deaths

A total of 120 hospitalizations during the influenza season were reported in Kane County. The first report was received the week ending 5/5/2009. Additional hospitalizations continued through the week ending 1/5/2010. As of August 30, 2009, reporting criteria changed to include only confirmed cases that were hospitalized more than 24 hours. Four influenza –associated deaths were reported during this season.

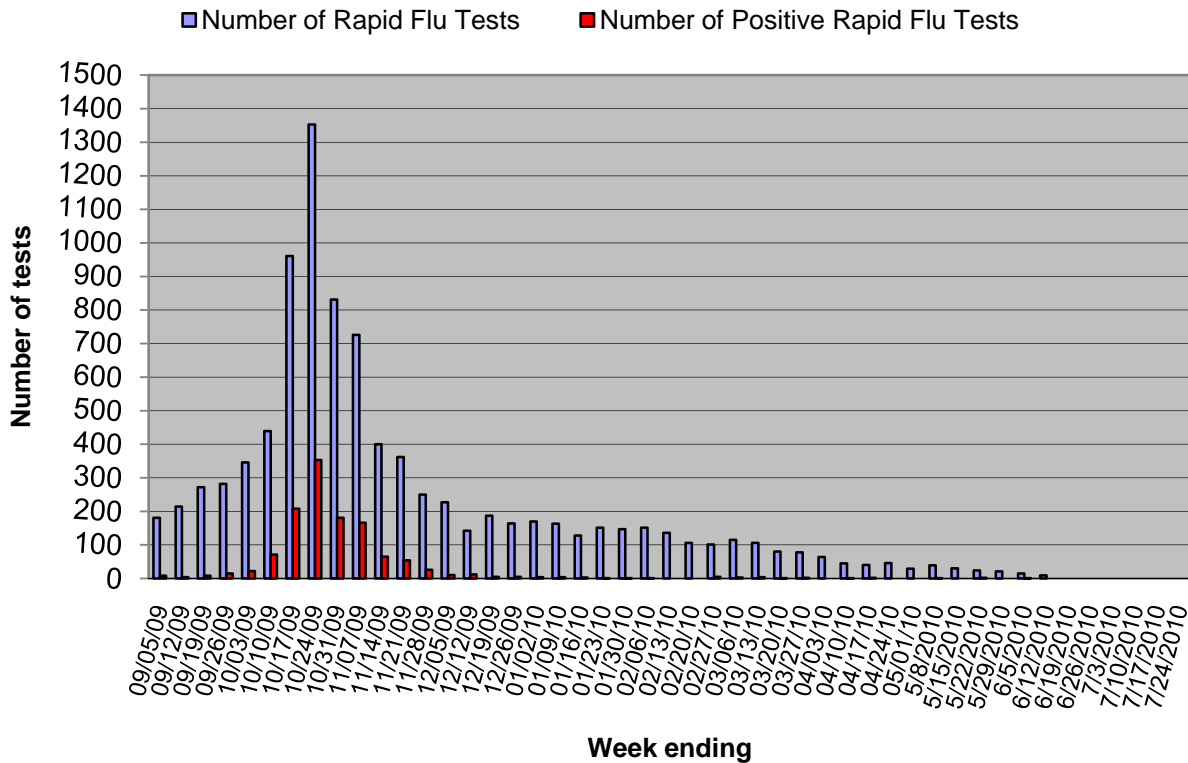


Hospitalized case count		#
Total cases		120
Total deaths		4
Incidence by Age(yrs)		#
0-4y/o		35
5-24 y/o		36
25-49 y/o		23
50-64 y/o		22
65+y/o		4
Incidence by Region		#
North		62
Mid		22
South		36

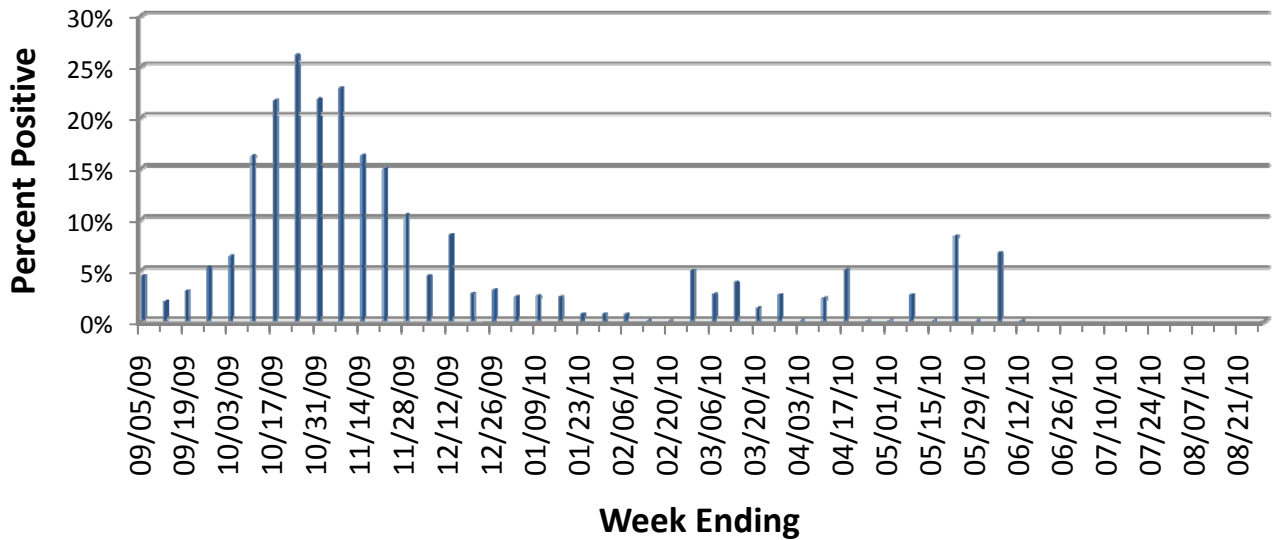
Laboratory Surveillance

Hospital laboratories around the county submitted reports of the number of influenza tests performed and the number of positive tests each week during the 2009-2010 influenza season. The total number of respiratory specimens that tested positive for influenza peaked during week ending 10/24/2009. The percent positivity peaked during week ending 10/24/2010 and declined after that week. Of the specimens tested during 2009-2010 influenza season, 1169 (94%) were positive for Influenza type A.

Kane County Health Department 2009-2010 Influenza-Like-Illness Surveillance Participating Laboratories (N=6) Rapid Influenza Testing



2009-2010 Kane County Health Department Influenza-Like Illness Surveillance Participating Laboratories (N=6) Rapid Influenza Testing



Laboratory Influenza Type Results Kane County, 2009-2010 Influenza Season

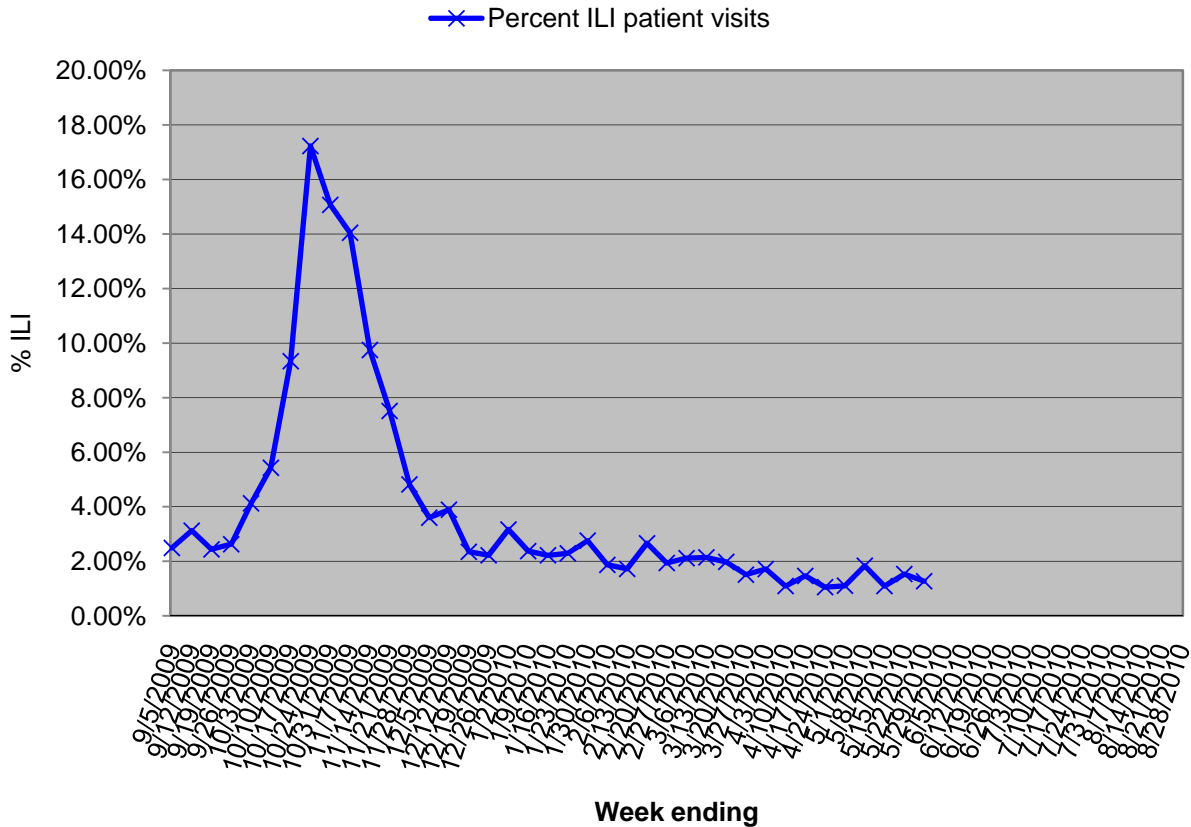
Lab data	Cumulative (percentage) 9/5/2009-6/5/2010
TOTAL	1249 (100%)
Influenza A	1169 (94%)
Influenza B	9 (0.72%)
Influenza AB	2 (0.16%)
UNKOWN	61 (4.9%)

Influenza-Like Illness (ILI) Emergency Room Surveillance

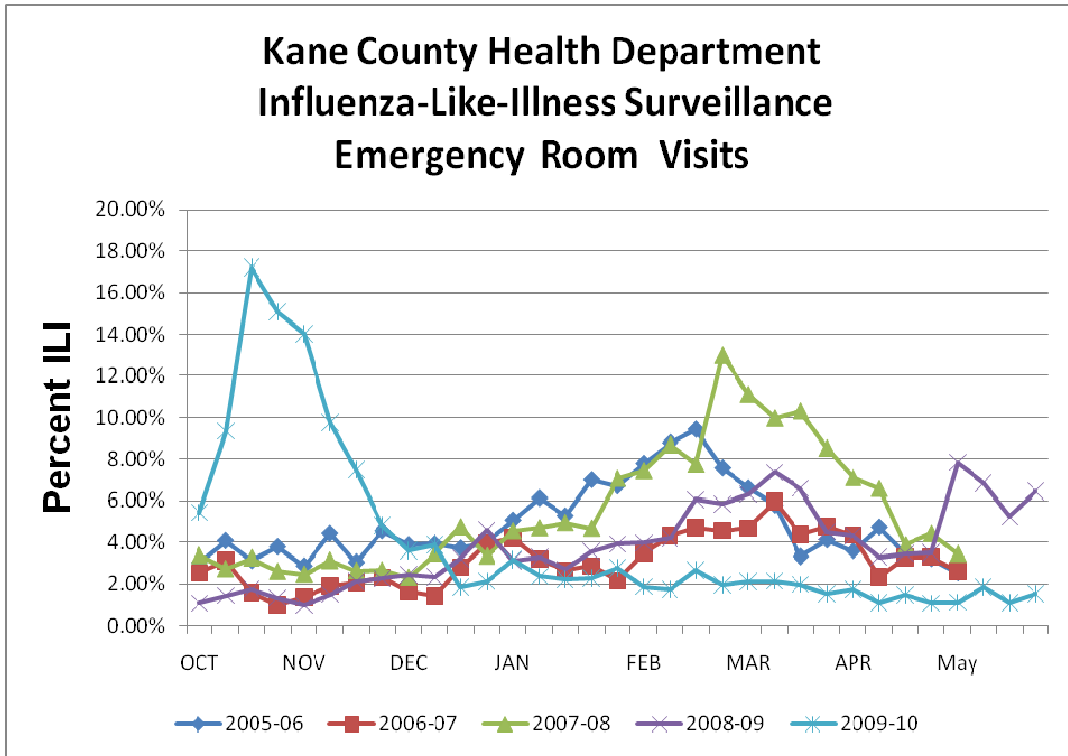
The reports indicate that influenza activity began to increase during the week of 9/26/2009 and returned to baseline levels during week ending of 12/19/2009.

The peak percent of ILI visits to Emergency Rooms peaked during the week ending 10/24/2009. The magnitude of the peak percent on 10/24/2009 ILI (17%) was higher than any other previous flu seasons.

**Kane County Health Department
2009-2010 Influenza-Like-Illness Surveillance
Participating Emergency Rooms (N=4)
Percent of Patient Visits for ILI**



Kane County Health Department ILI Surveillance data for the previous 5 flu seasons.



Long-Term Care Facilities (LTCF) Influenza Outbreaks

Long-Term Care Facilities are requested to report outbreaks of influenza or ILI. There were no reports of outbreaks reported during 2009-2010 influenza season.

Special thanks to the Kane County Health Department Communicable Disease and Community Health programs for compiling the information and data for this report. Thank you to our reporters at the schools, districts, hospitals and laboratories who contributed data each week. We appreciate your support in making Kane County residents the healthiest in Illinois!